



Soundproof
Warehouse

SOUND-STOP 5

TECHNICAL DATA SHEET



Soundproof
Warehouse

DESCRIPTION

Sound-Stop 5 is an excellent cost-efficient material for reducing unwanted sound through walls floors and ceilings. Easy to use and can be cut easily with a Stanley knife. It can be added to various construction assemblies to increase the Sound Transmission Loss of the structure.

It is a limp-mass material made of high temperature fused vinyl with no barium.

Usually installed directly onto a stud wall. For the product to perform to its maximum peak, a small air gap is advised to let the product vibrate in the assembly to dissipate and turn the sound energy into heat.

It may also be installed between layers of plasterboard. Often the barrier is used in combination with other materials to create a soundproof system.

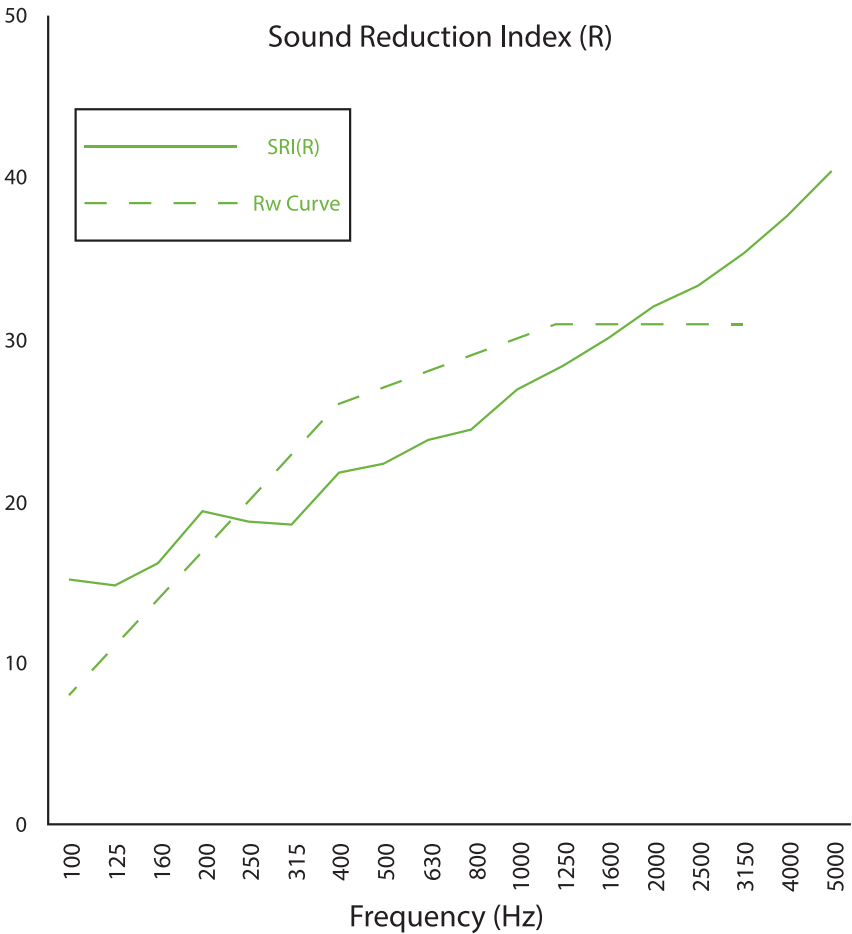
Technical Information for Sound-Stop 5

- **Roll Dimensions:** 1.2m x 4m
- **Thickness:** 3mm
- **Color:** Black
- **Sold by:** The Roll
- **Type:** Non-reinforced
- **Weight:** 5Kg per sq. meter
- **Tensile Strength:** 400 PSI
- **Service Temperature:** -20 deg. C to 90 deg. C
- **Rw/ STC:** 27
- **Fire Rating - AS/NZS 3837:** 1998 Group 3
- **Roll Weight -** 25Kg

Sound Transmission Test

Fire Hazard property - according to
AS 5637.1 (AS 3837 / ISO 5660-1)
Report no. 18-003888

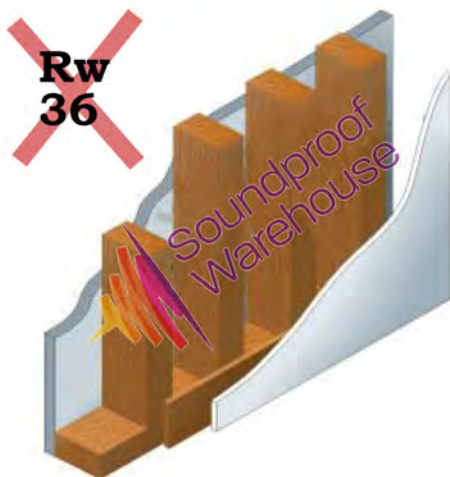
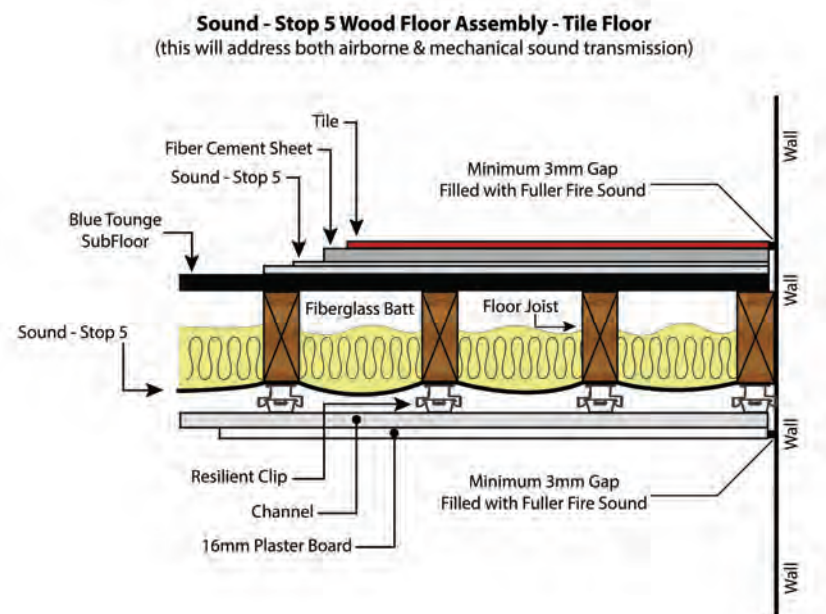
Centre Frequency	SRI (R)	Rw Curve	Deficiencies
100	15.1	8	
125	14.8	11	
160	16.2	14	
200	19.5	17	
250	18.8	20	-1.2
315	18.6	23	-4.4
400	21.6	26	-4.4
500	22.3	27	-4.7
630	23.7	28	-4.3
800	24.4	29	-4.6
1000	26.8	30	-3.2
1250	28.3	31	-2.7
1600	30.1	31	-0.9
2000	32	31	
2500	33.3	31	
3150	35.2	31	
4000	37.5		
5000	40.4		
Rw	27	Total	-30.2



Specifications are subject to change without notice.
Materials must be tested under intended service conditions to determine their suitability for purpose.
Soundproof Warehouse is not responsible for differing outcomes from using their products.

Product use

Sound Stop 5 is one of the top sound isolation products. It is considered the best solution for a number of sound issues. Providing more cost-effective alternatives in walls, ceilings, and floors than many layers of plasterboard. Sound Stop 5 MLV is typically most useful in areas where a wall or ceiling cannot be constructed with many layers of plasterboard. Applications include covers for doors, windows, and other openings, as well as around pipes, duct, automobiles and hanging from exterior fences.



Normal Wood Stud Wall



Wood Stud Wall



Sound-Stop 5 - Material Installation Guide

Sound-Stop 5 is an easy to install Polymer that can significantly reduce unwanted noise in your home, media room, cinema and ceilings.

No special skills are required installing Sound-Stop 5, attention to detail when sealing is the most important factor before installing the wall lining.

Sound-Stop 5 Installation Overview

Before you begin, note all services in the wall that will be covered. Mark their locations on the floor in chalk with measurements so that none will be missed and cut out openings immediately after each roll of Sound-stop 5 is fixed to the wall.

When Sound-Stop 5 is installed it should be airtight as much as possible; if air can pass through so can sound, so sealing is a critical step for a proper installation. Using Super Grip tape and Fuller Fire sound Acoustical Sealant, seal all perimeter edges, joins, electrical boxes, access points and the edges at window and door openings.

Wherever possible, Sound-Stop 5 should be installed on the noise side of the wall assembly. This minimises sound energy that can be converted into mechanical noise.

Inspect the final install and check for any gaps. You may need to add some acoustical sealant in places where you have missed. Once happy with the installation you may proceed with the install of the plasterboard. Keep pan head screws/wafer head screws or staples as flush as possible. Ideally 16mm fyrcheck plaster board is recommended when possible.



Scan to see it in action



Contact Us

📍 Unit 5 16-18 Riverland Drive
Loganholme 4129
(By Appointment Only)

☎ 07 3287 7647

✉ info@soundproofwarehouse.com.au

🕒 Open 7 Days 9am - 5pm